

AGES  
4-11

**PLACE**  
architects

RIBA  
Chartered Practice



**CHILDREN'S  
ARCHITECTURAL  
MODEL  
COMPETITION**

**DESIGN BRIEF**

2025 | BRIDGES

# IMPORTANT DATES & CONTACT INFO

V2 16.5.25



## SIGN UP DEADLINE

Friday 16 May 2025

## EXHIBITION DROP OFF

Thursday 22 May, 8.30am – 5.30pm

& Friday 23 May, 8.30am – 12.00pm

Please note judging takes place from 12pm; model drop off will not be possible after this time.

## ADDRESS

PLACE architects Ltd, Northgate Studios,  
4 Northgate Street, Launceston, Cornwall, PL15 8BD  
w3w: [modern.patio.scanning](https://www.modern.patio.scanning)



## PUBLIC EXHIBITION & AWARD REVEAL

Tuesday 27 May – Friday 30 May, Northgate Studios, 9.00am – 5.30pm

## AWARD CEREMONY

Friday 30 May, Launceston Town Hall, 6.45pm – 8.00pm  
Alongside Launceston Poetry Competition



## COLLECTION

Monday 2 & Tuesday 3 June 9am – 5.30pm

Parking available in Walkhouse and Tower St carparks

## MAIN CONTACTS

Tash Baskerville, Ops Manager – [\\_people@placearchitects.co.uk](mailto:_people@placearchitects.co.uk)

Cllr Margaret Young – [\\_cllryoung@launceston-tc.gov.uk](mailto:_cllryoung@launceston-tc.gov.uk)

Pat Orridge – [\\_chair@orchardcentre.org](mailto:_chair@orchardcentre.org)

## HOW TO SIGN UP

Please let us know via one of the above email addresses if you would like to take part **prior to 16/5/25**. This is so we can make sure there is enough room for the exhibition.

# INVITATION TO TAKE PART



You are invited to take part in the annual Children's Architectural Model Competition! Anyone aged 4-11 in Cornwall & Devon can join in by building a model and bringing it along to the exhibition at Northgate Studios before Friday 23 May. Your model will be on show for the public to view and be in with a chance of winning a prize, judged by architects and community leaders, and presented by a special guest.

Pay close attention to the brief over the page and the important dates on the left to take part!

This year's theme is

**BRIDGES**



## Contents

- p2 Important Dates & Contacts
- p3 Invitation to Take Part
- p4 Brief
- p10 Prizes
- p11 FAQs
- p12 Poster




# BRIEF

## BUILD YOUR MODEL



### TOPIC: BRIDGES



Build a model bridge! Your bridge can be as big as a chair or as small as a match box. You can experiment with materials, craft them, layer them together or paint them.



Royal Albert Bridge

Royal Albert Bridge, Saltash

Think about how your bridge interacts with the space around it. Will it be a high suspension bridge or a low arched bridge? Will it cross a river, a road, or even a deep valley? You can explore different ways to make your bridge strong and stable – think about the shapes and materials that engineers use in real life like steel and timber and the effect it has on the environment.



# BRIEF

## SUSTAINABILITY



**IF YOU CAN SHOW THE JUDGES HOW YOUR BRIDGE IS SUSTAINABLE (E.G. REDUCING CARBON IN THE ATMOSPHERE) THEN THIS WILL BE CONSIDERED POSITIVELY.**

The process and materials used to build bridges puts carbon into the atmosphere, which needs to be balanced out by sequestering carbon (that means by doing something to remove carbon from the atmosphere). Plants sequester carbon, so think about how you might offset the carbon released in constructing your bridge. If you include timber in your bridge, that sequesters some carbon, but probably not enough. A green space or landscape with lots of biodiversity around your bridge can help absorb carbon and make the area more pleasant for people using it. A poorly designed bridge can be inefficient and require more maintenance, but a well-planned bridge can improve transportation and connect communities. Bridges offer lots of opportunities!



2023 winner, Jake, made a 'living model' with real grass!



# BRIEF

## ABOUT THE TOPIC



### TOPIC: BRIDGES

#### INSPIRATION

Bridges come in many different forms and can be built from a variety of materials. Some, like the Ponte Vecchio in Italy, even have buildings on them!



Ponte Vecchio, Florence, Italy

Others, like the Tintagel Footbridge, seem to float in the air, connecting two cliffs with a cantilever design. Think about Isambard Kingdom Brunel's Royal Albert Bridge in Saltash – how its grand iron arches stretch across the water – or the medieval arches of the Pont Saint-Bénézet in France, which still stand strong after centuries.



Tintagel Bridge, Cornwall





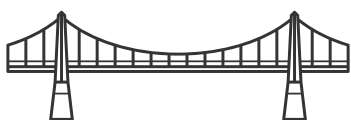
## HOW DOES YOUR BRIDGE STAY UP?

Think about how your bridge is supported. Maybe it's a stone bridge, a steel cable bridge, or something else?

Stone bridges stay up by squeezing stones together. Each stone pushes on the next one, and there's a special stone in the middle (called a keystone) which helps keep everything in place.



A stone bridge with keystone and voussoir



A bridge with steel cables

Steel Cable Bridges use strong metal cables that stretch tight to hold up the bridge. The cables are tied to poles and kept in place by pulling on both sides.



Calstock Bridge, Cornwall



Gateshead Bridge, Newcastle



# BRIEF

## ABOUT THE TOPIC

### WHAT MAKES YOUR BRIDGE SPECIAL?

Architects and engineers don't just think about function; they also make creative choices that make bridges exciting to look at and use. Perhaps colour – imagine how different the Golden Gate Bridge in California would feel if it were grey instead of its famous orange!



Golden Gate Bridge, San Francisco, USA

### MATERIALS

Think about what materials you would like to use for your model. Will you use cardboard, sticks, Perspex, wires, soap, reeds or twigs? Are they recycled? Will you add details like railings or lights? Consider how your bridge fits into its environment. Is it futuristic or blend in with nature? Is it for pedestrians, vehicles, or something else?





## NARRATIVE

You don't have to but it would be great if you tell us a little bit about your model and what it represents (up to 100 words) either on your model or on a piece paper with it.



Bridge of Sighs, Cambridge



Millau Viaduct, Occitanie, France

## MODEL MAKING TIME!

Bridges can transform how we move and connect places. They can be simple or dramatic, ancient or modern, but they all serve an important purpose. How will you build yours?

**DON'T FORGET TO LABEL YOUR MODEL CLEARLY WITH YOUR NAME, AGE AND (IF APPL) SCHOOL/GROUP**



# PRIZES

V2 16.5.25

## THERE ARE TWO AGE CATEGORIES:

### AGE 4-7 & 8-11

In each category:

1st Prize – 2025 Competition Trophy  
and Architecture Book


2nd Prize – Architecture Book

There are special mentions and lots  
more prizes to be won!



Check out last year's winners,  
Gia and Chris, with Mayor of  
Launceston, Cllr Helen Bailey!

## PRIZEGIVING



LAUNCESTON  
POETRY  
FESTIVAL



This year's exhibition takes place in  
the lead up to Launceston Poetry  
Festival with Causley Trust. There will  
be a winners' prize giving ceremony on  
Friday 30th May alongside special  
guests. Find out more about the  
festival at the QR code on the left.

**THANK YOU FOR TAKING PART AND GOOD LUCK!  
WE REALLY LOOK FORWARD TO SEEING YOUR MODEL!**



# FAQS

V2 16.5.25

## WHO CAN TAKE PART?

The competition is open to all ages between 4 and 11 in Devon & Cornwall. Schools are invited to take part, perhaps as a term project, or individuals and groups can submit a model independently.

## WHERE WILL MODELS BE MADE?

That's entirely up to you! Perhaps at home, school or organise with a friend. Unfortunately we are unable to offer build workshops or facilities in advance; you will need to source your own materials and a place to build your model.

## HOW DO I SIGN UP?

We would appreciate a notification **before Friday 16 May 2025** from interested applicants, either individually or as a group or school. Please send an email to express interest, ask any questions or confirm taking part at the contact details on p.2.

## HOW WILL MODELS BE PRESENTED AND JUDGED?

Northgate Studios is accessible on foot for model drop-off (Tower St and Walkhouse Carparks are 1 minute walk away, or single yellow-lines outside allow for brief unloading). Judging will take place privately after 12pm on Friday 23 May where rosettes/trophies with 1st and 2nd place, and 'Special Mention' will be placed next to the winners. The models will be left in place for Tuesday 27th – Friday 30th May where applicants will be able to view the models alongside the public and find out the winners. Models will be available to be picked up between 9am and 5.30pm on Monday 2 and Tuesday 3 June.





**CHILDREN'S  
ARCHITECTURAL  
MODEL  
EXHIBITION**

**AGED 4-11?**



**TAKE PART!** 

**TUE 17TH - FRI 30TH MAY 9AM - 5.30PM**

**NORTHGATE STUDIOS, LAUNCESTON**

ABOVE LIBERTY COFFEE, 4 NORTHGATE STREET, PL15 8BD